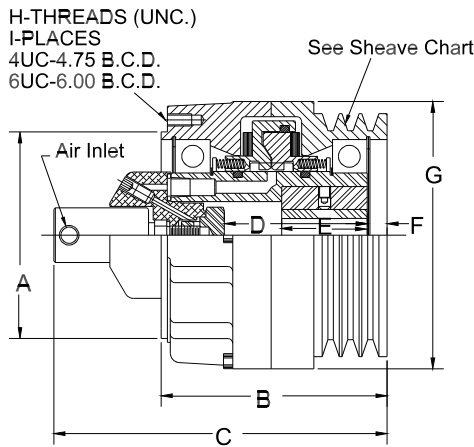
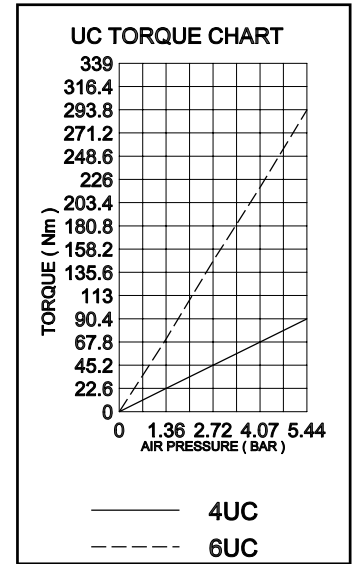
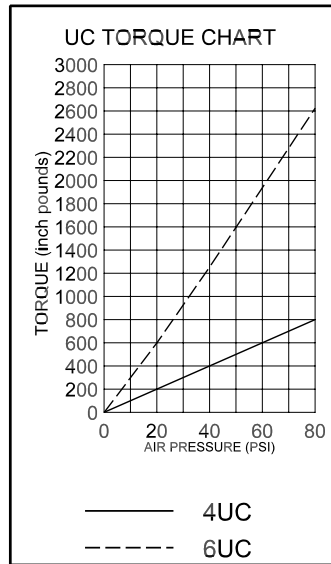




MODEL UC IM CLUTCH



IM BACKPLATE SHEAVE



SHEAVE CONFIGURATION	PART NUMBER	OUTSIDE DIAMETER	PITCH DIAMETER	WEIGHT
4UC 3 GROOVE 3V	2614-1	5.0 (127.0)		18 (8.17Kg)
4UC 2 GROOVE A-B	2614-5		5.0(A) (127.0) 5.4(B) (137.2)	19 (8.63Kg)
6UC 3 GROOVE 5V	2574-3	7.1 (180.3)		39 (17.71Kg)
	2574-7	8.5 (215.9)		49 (22.25Kg)

UC SERIES REPAIR KITS

KIT CONTAINS - Springs, O-Rings, Torque Plate Assemblies with Lining

MODEL	PART NUMBER
4UCPM	4017-1
4UCIM	4017-1
4UCBK	4017-1
6UCPM	4017-2
6UCIM	4017-2
6UCBK	4017-2

UNIT	PART NUMBER	BORE INCHES (mm)	KEYWAY INCHES (mm)	AIR SUPPLY KIT
4UC	2617-3	1.125 (28.575)	1/4 X 1/8 (6.35 X 3.18)	2600
	2617-4	1.250 (31.750)		
	2617-5	1.375 (34.925)	5/16 X 5/32 (7.94 X 3.96)	
6 UC	2580-3	1.250 (31.750)	1/4 X 1/8 (6.35 X 3.18)	2341
	2580-5	1.500 (38.100)	3/8 X 3/16 (9.53 X 4.78)	
	2580-6	1.625 (41.275)		
	2580-8	1.875 (47.625)	1/2 X 1/4 (12.7 X 6.35)	

Dimensions shown are for general information only.
Certified prints will be furnished upon request for design and installation purposes.

MODEL	A	B	C	D	E	F	G	H	I	WK ² (FT ² LBF)		MAX RPM	HP UP TO*
										INNER HUB (KgCm ²)	OUTER HOUSING (KgCm ²)		
4UC	4.250 (107.950)	4 5/8 (117.475)	6 3/4 (171.450)	3 5/32 (80.162)	1 3/4 (44.450)	5/16 (7.950)	5 1/2 (139.70)	1/4-20	3	.15 (63.30)	.38 (160.36)	3,200	.75 (.560 Kw)
6UC	5.375 (136.525)	5 29/32 (150.012)	8 21/32 (219.862)	4 3/16 (106.375)	2 1/2 (63.500)	15/16 (23.825)	7 1/2 (190.50)	3/8-16	3	.48 (202.56)	1.60 (675.20)	2,400	1.5 (1.119 Kw)

*Continuous thermal dissipation at 1750 RPM